



Classification examples:

For further information and older model years please see online at:
www.hazet.de → Service → Tool Finder → Safety spring vice database

Technical modifications of the vehicle manufacturers are subject to change without notice

* = no information available.

** = The instructions of the vehicle manufacturer must be observed at all times.
 BMW prescription: Safety spring vices must be operated with hand tools only!




























































Type	Model year	Tensioning jaws	Plastic inserts/centring inserts	Tensioning jaws	Plastic inserts/centring inserts
ALFA ROMEO					
Alfa 147	2003	4900-11 (2x)		4900-11 (2x)	
Mito	2009	4900-11 (2x)		4900-11 (2x)	
AUDI					
A3	2000→	4900-11 (2x)		* 4900-10 (2x)	*
A5	2007→	4900-12 (2x)		*	*
BMW					
1 (E87) **: 116i / 118i / 120i / 118d / 120d	2004→	4900-22 24		4900-243	4902/6
3 (E46) ** 318ti compact	2001	4900-12 (2x)			
3 (E90) **: 320i / 325i / 330i / 320d saloon	2004→	4900-22 24		4900-243	4902/6
3 (E91) **: 320 / 325 / 330 / Touring	2005→	4900-22 24		4900-243	4902/6
3 (E92): 320 / 323 / 325 / 328 / 330 / 335	2005→	4900-22 24		4900-243	
3 (E93): 320 / 325 / 328 / 330 / 335	2006→	4900-22 24		4900-243	
5 (E60) **	2004→	4900-22 24		4900-220	*
5 (F10)	2010→2015	4900-35 (2x)			4900-35 (2x)
i3 (I01) electrical	2013→	4900-35 (2x)			4900-35 (2x)
i8 (I12) hybrid	2013→	4900-35 (2x)			4900-35 (2x)
Mini Cooper	2001→	4900-11 (2x)			4900-10 11
X3 (E83)	2006→	4900-31 33			
X5 (E70)	2006	4900-10 11		4900-100 110	
CITROËN					
C-Crosser	2007→2013	4900-11 (2x)			
C1	2005→2013	4900-11 (2x)			4900-11 (2x)
Nemo	2008	4900-11 (2x)			4900-11 (2x)
DACIA					
Logan 1.6i	2005→	4900-11 (2x)		*	*
FIAT					
500	2007→	4900-12 (2x)			
Doblò	2010	4900-11 (2x)			4900-11 (2x)
Ducato	2006	4900-13 (2x)			
Grande Punto	2005→	4900-11 (2x)		*	4900-11 (2x)
Qubo	2009	4900-12 (2x)			4900-12 (2x)
Stilo	2002	4900-11 (2x)		*	*
FORD					
C-Max	2006	4900-12 (2x)			



Specialty Tools

Chassis – Spring Vices / Shock Absorbers



 Type	 Model year	Tensioning jaws		Plastic inserts/ centring inserts	Tensioning jaws		Plastic inserts/ centring inserts
FORD							
Fiesta	2002→2005	4900-11 (2x)					
Fiesta	2005→2008	4900-11 (2x)					
Fiesta	2009→	4900-12 (2x)					
Focus	2004→2010	4900-12 (2x)			4900-10 (2x)		
Focus	2007	4900-12 (2x)					
Focus	2010→	4900-11 (2x)			4900-10 (2x)		
Fusion	2005	4900-11 (2x)					
Ka	1996→2008	4900-11 (2x)			4900-10 (2x)		
Mondeo	2000→2007	4900-12 (2x)			4900-11 (2x)		
Mondeo	2008→	4900-12 (2x)					
S-Max	2006	4900-11 (2x)					
MAZDA							
2 / DY	2003→2007	4900-11 (2x)					
6 / GY	2002→2007	4900-11 (2x)					
MERCEDES-BENZ							
A-Class, type 169	2004→	4900-17 (2x)		*	4900-35 (2x)		*
B-Class, type 245	2005	4900-17 (2x)			4900-35 (2x)		
C-Class, type 203	2000→	4900-17 18		4900-180	*		*
C-Class, type 204	2007→2015	4900-39/11 17		4900-393			
Citan, type 415	2012→	4900-17 (2x)		4900-120 (2x)	4900-17 (2x)		4900-120
E-Class, type 211 / type 219	2002→	4900-19 30		*	*		*
E-Class, type 212	2009→2016	4900-39/11 31		4900-395 310			
E-Class, type 212 sports chassis	2009→	4900-39/11 17		4900-396			
GLK-Class, type X204	2008→2015	4900-39/11 17		4900-394 120			
ML-Class, type 164	2005→	4900-35 (2x)		*	*		*
ML-Class, type 166	2011→2015	4900-35 (2x)					
SL-Class, type 231	2012→	4900-16 (2x)			4900-16 (2x)		
Vito, V-Class, type 639	2003→2014	4900-23 (2x)		4900-23 (2x)	*		*
OPEL							
Astra H	2004→2010	4900-12 (2x)		*	*		*
Astra J	2009→2012	4900-12 (2x)					
Corsa C	2000→2006	4900-11 (2x)					
Corsa D	2006	4900-11 (2x)			4900-10		
Meriva	2010→	4900-11 (2x)					
Vectra C	2002→2008	4900-12 (2x)		*	*		*
PEUGEOT							
307 SW	2002→2008	4900-11 (2x)			4900-12 (2x)		
Boxer	*	4900-13 (2x)		*	*		*
Partner	2006	4900-12 (2x)					
PORSCHE							
Boxster/Boxster S (Type 987)	2004	4900-15 A 22		*	4900-22 (2x)		*
Carrera 2 / 4 (Type 997)	2004	4900-15 A 22		*	4900-22 (2x)		*
Cayenne	2004→	4900-16 (2x)		*	4900-16 (2x)		*
Cayman	2006→	4900-15 A 22		*	4900-22 (2x)		*
RENAULT							
Clio 2	2001	4900-11 (2x)					



Type	Model year	Tensioning jaws		Plastic inserts/centring inserts	Tensioning jaws		Plastic inserts/centring inserts
RENAULT							
Clio 3 1.5 dci	2005	4900-12 (2x)		4900-120 (2x)	*		*
Espace 2	2004	4900-13 (2x)			4900-13 (2x)		
Espace 2.0 turbo	2003	4900-17 (2x)		*	*		*
Kangoo 1:5	2004	4900-15 A (2x)		*	*		*
Laguna 2.0 dci	2005→	4900-12 (2x)		*	4900-11 (2x)		*
Mégane 2 1.9dci	2003→2008	4900-12 (2x)		4900-120 (2x)	*		*
Mégane 3	2008→	4900-12 (2x)					
Modus 1.5dci	2005→	4900-12 (2x)		*	*		*
Scénic 1.5dci	2005→	4900-12 (2x)		4900-120 (2x)	*		*
Traffic	2005	4900-11 (2x)			4900-11 (2x)		
Twingo	2007→	4900-11 (2x)		*	*		*
SAAB							
93	2002	4900-12 (2x)			4900-12 (2x)		
SEAT							
Altea	2006	4900-11 (2x)					
Ibiza	2002	4900-11 (2x)		*	4900-10 (2x)		*
Ibiza	2006	4900-11 (2x)					
León	2002	4900-11 (2x)		*	4900-10 (2x)		*
ŠKODA							
Fabia	2001	4900-11 (2x)		*	*		*
Rapid	2012→	4900-11 (2x)					
Roomster	2007	4900-11 (2x)			4900-11 (2x)		
Superb	2002	4900-11 (2x)		*	*		*
Yeti	2009→2013	4900-11 (2x)					
SMART							
fortwo	2009	4900-10 (2x)					
SUZUKI							
Wagon R+	2000→2006	4900-10 (2x)		*	*		*
VOLKSWAGEN							
Amarok	2010	4900-11 (2x)					
Caddy	2006	4900-11 (2x)					
Golf 5	2003→2008	4900-11 (2x)					
Golf 6	2008→2012	4900-11 (2x)					
Lupo	2001	4900-11 (2x)					
Passat 3C	2010→	4900-11 (2x)			4900-10 (2x)		
Passat B5	1996→2005	4900-11 (2x)					
Passat B6	2005→2010	4900-11 (2x)					
Polo	2001→2009	4900-11 (2x)			4900-11 (2x)		
Polo 6R	2009→	4900-11 (2x)					
Polo 9N	2006	4900-11 (2x)					
Sharan	1995→2010	*			4900-12 (2x)		
Sharan	2010→				4900-10 (2x)		
T5 (Transporter)	2003→	4900-13 (2x)			4900-12 (2x)		
Tiguan	2008	4900-11 (2x)					
Touran	2003→	4900-11 (2x)			4900-10 (2x)		
Touran	2010→	4900-11 (2x)					